

Vol. 21 No. 2

# Opening the Gift

October 2016

**We Root For Trees!**

**Fall by Ailie Busby**

**Wonderfall by Michael Hall**

**Count Down to Fall by Fran Hawk**

**Let's Go Apple Picking by Cliff Griswold**

**Frisky Brisky Hippity Hop by Susan Lurie**

**Goodbye Summer, Hello Autumn by Kenard Pak**

**Owl Sees Owl by Laura Godwin & Rob Dunlavey**

**The Busy Little Squirrel by Nancy Tafuri**

**Leaf Trouble by Jonathan Emmett**

**Apple Harvest by Calvin Harris**

**Fall Leaves Fall by Zoe Hall**

**Nursery Rhyme: Twinkle Twinkle Little Star**

**Songs & Fingerplays to Share**

CD: "My Ups and Downs" from *Do Re Mi* by Jim Gill

## Fall Tree

Stand up tall and spread your limbs.  
You're a fall tree in the wind.  
Move your branches all around.  
Pretty leaves falling down.  
Some are brown and some are red.  
Time for you to go to bed.  
*preschoolexpress.com*

## On the Tree, On the Ground

I went to an apple orchard-what did I see?  
(point to self, put hand above eyes)  
Apples high up in a tree!  
(point up)

I went to an apple orchard-guess what I found?  
(point to self, place hands out with palms up)  
Apples down low on the ground.  
(point down)

Reach up high.  
(stand on tiptoes)  
Bend down low.  
(touch toes)  
Gather the apples.  
(pretend to gather)  
Then home we go!  
(clap to the beat)



## Chipmunk Play

Here's a chipmunk,  
with eyes so bright  
(form circle around eyes with fingers)  
Hunting for nuts,  
with all its might,  
(shade eyes with hand and  
look around)  
Here's its hole,  
Where day by day,  
(cup one hand to make a "hole")  
Nut after nut  
It stores away,  
(poke finger on other hand into hole)  
when winter comes  
with the cold and storm,  
(arms across chest, shivering)  
Chipmunk sleeps curled up,  
All snug and warm.  
(head on hands, eyes closed)

## Leaves on the Move

(tune: *The wheels on the Bus*)

The leaves in the air [go up and down],  
[Up and down, up and down],  
The leaves in the air [go up and down]  
All around the town

## Continue with the following:

twirl round and round,  
go whooshing by,  
fall gently down

*The Mailbox Magazine, Preschool Edition Oct/Nov '11*

## Mixed Up Owls

Little baby owls, learning to say "Who".  
They flapped their wings and then said,  
"[shoe]!"  
Momma Owl wailed, "No! No! Not [shoe]!"  
Please, oh please, say "Who, who, who!"


## Continue with the following:

glue, blue, stew, moo, true, boo  
*Mailbox magazine Preschool edition Oct/Nov '08*

**Your next visit will be: November**


**Next month's theme will be: "I Spy a Pie"**






## More Books to Share:

*Little Owl's Night* by Divya Srinivasan  
*Ol' Mama Squirrel* by David Ezra Stein  
*Acorns Everywhere!* by Kevin Sherry  
*Go Home, Little One!* by Cate James  
*Yellow Time* by Lauren Stringer  
*Counting On Fall* by Lizann Flatt  
*Apples and Robins* by Lucie Félix  
*Fall* by Ailie Busby



## Activity Ideas:



**Hurry Scurry:** Practice counting with this fun game of hide-and-seek! Place a supply of acorn shaped cutouts around the room. Tell youngsters they are going to pretend to be hungry little squirrels; then read aloud the rhyme. After you say, "Go, go, go," encourage each of your little squirrels to find one acorn and bring it back to the circle. Then lead the group in counting aloud the total number of acorns that were found. Vary by asking each child to bring two acorns, etc.

*Mailbox Magazine, Preschool Edition Oct/Nov 08*

**Easy Apple Tree:** Supply each child with a paper tree shape, and a red, green, or yellow non-toxic bin-goo dabber. Have the children put "apples" on the tree with the dabber.



[www.123child.com](http://www.123child.com)

## Book of the Month:

*Born To Be Wild: Hundreds of Free Nature Activities for Families* by Hattie Garlick

PTC 796.083 G

Packed with great photos of real families in the outdoors, *Born to Be Wild* contains easy-to-follow instructions for activities that require nothing more sophisticated than a small person's imagination and access to a little outdoor space.

Everything you need to engage in and create all of its hundreds of activities, organized by season and then material, can be found in your kitchen. No expensive art supplies or outward-bound kit required. All you need is the 'Toolkit' listed at the front of the book. These ordinary household essentials include recycled food containers, scraps of paper, string, glue and an empty jar or two.

Along the way, Hattie Garlick talks to families, organizations, cultures and communities who have rebuilt their relationships with nature with inspiring results, and introduces scientists, psychologists and other experts who explain why nature matters in our children's modern lives.



## Road to Reading Tip:



**Print's Charming:** Use junk mail and old magazines to help your child find letters, words, and pictures that can go together in their own creations. Help your child use them to make pictorial grocery lists, decorate a poster of his name with objects that start with the correct letter, or

play matching and sorting games. ("This is a picture of a banana. Can you find another fruit?" "Can you find all the things that start with /b/?" "Can you put all the food pictures in one pile and the animal pictures in another?") Your child can put a few pictures into a sequence and then tell a story about them: "The boy walked out of the house and got on his bike. Then he rode to the beach."

*Between the Lions Book for Parents* by Linda K. Rath and Louise Kennedy

Questions or Suggestions? Call Melinda Chase, Bel Air Branch, 410-638-3151, ext. 2279

If you have an urgent message for me, please speak with the operator, 410-638-4800 (starting at 8 am)

email: [chase@hcplonline.org](mailto:chase@hcplonline.org)

"like" Opening The Gift on facebook!



HARFORD  
COUNTY  
**Public Library**  
HCPLonline.org